



The French and American perspectives on plans to annex Greenland.

June 13, 2025

FK / HL / BB N° 121 545

Contacts Ifop :

François Kraus / Hugo Lasserre / Benjamin Bassignac

Contacts : francois.kraus@ifop.com - 0661003776


METHODOLOGY: THE CONDITIONS FOR CARRYING OUT THE SURVEY


Study conducted by **Ifop** for **NYC.eu**



Sample

The survey was conducted among a sample of...


 **1 225** individuals representative of the **U.S. population** aged 18 and over


 **1 000** individuals representative of the **French population** aged 18 and over




Methodology

The representativeness of the sample was ensured using the quota method based on...


 sociodemographic (gender, age), economic (household income), geographic (major region) and ethnic (racial group, Hispanic origin) criteria for the **U.S. sample**.


 sociodemographic (gender, age), socio-professional (socio-professional category of the individual), and geographic (region, size or urban area) criteria for the **French sample**.



Data Collection Method

The interviews were conducted via a self-administered online questionnaire from :

 ... April 8 to 10, 2025 for the **U.S. sample**.

 ... April 9 to 10, 2025 for the **French sample**.

HISTORICAL DATA REFERS TO THE FOLLOWING STUDIES:



- Ifop/Gallup study for France 3-CNN conducted by telephone from 9 to 12 December 1993 among a national sample of 800 people representative of the American population aged 18 and over, and 964 people, representative of the French population aged 18 and over
- NATO survey conducted by self-administered online questionnaire from April 1 to May 6, 2024 among a representative national sample of 1000 Americans and a representative national sample of 1000 French people aged 18 and over.
- Leger study for CTV conducted by self-administered online questionnaire from March 26 to 31, 2025 with a nationally representative sample of 1,013 people, representative of the U.S. population aged 18 and over.
- Yougov study conducted by self-administered online questionnaire on April 3, 2025 with a nationally representative sample of 3,010 Americans aged 18 and over.
- Yougov study conducted weekly by self-administered online questionnaire on the President's popularity among 1376 to 1563 Americans aged 18 and over.

During the statistical processing of the US data, the results were adjusted to ensure that the results were representative according to sociodemographic (gender, age, socio-professional category of the individual, household income), geographical (large region), cultural (racial group, Hispanic origins) and political (vote in the 2024 presidential election) criteria.

*The data were weighted from statistics provided by **The Current Population Survey (2024)** et **State Elections Offices (2024)**.*

TO CITE THIS STUDY, THE FOLLOWING WORDING MUST BE USED AT LEAST:

« **Ifop** study for **NYC.eu** carried out by self-administered online questionnaire with a nationally representative sample of **1,225 Americans** aged 18 and over (8-10 April 2025), and a nationally representative sample of **1,000 French** people aged 18 and over (9-10 April 2025)".

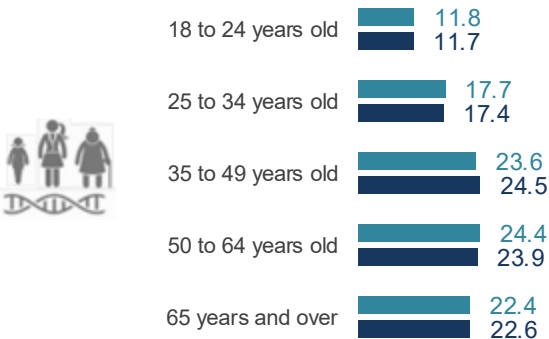
METHODOLOGY: SAMPLE STRUCTURE

Source : The Current Population Survey (2024) et State Elections Offices (2024)

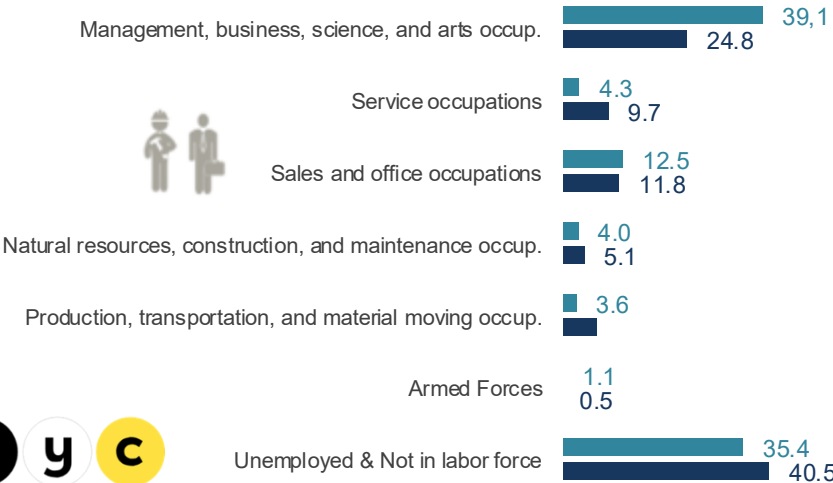
SEX OF THE INTERVIEWEE (U.S. Population Estimates – 2023 – (18+))



AGE OF THE INTERVIEWEE (U.S. Population Estimates – 2023 – (18+))

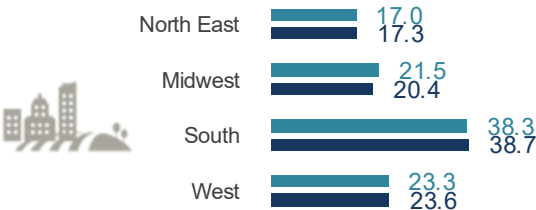


OCCUPATION / CLASS OF WORKER (American Community Survey - 2023 (16+))

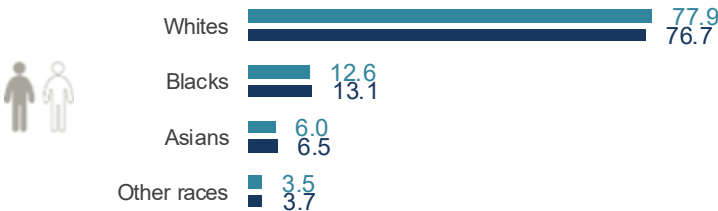


Raw data
Weighted data

REGION (U.S. Population Estimates – 2024 – (18+))



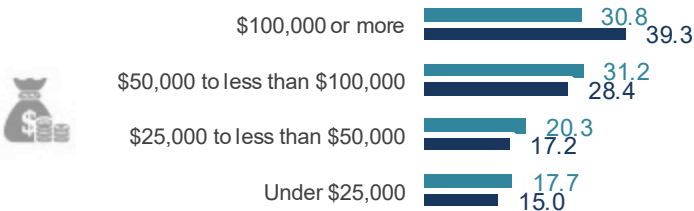
RACE (U.S. Population Estimates – 2023 – (18+))



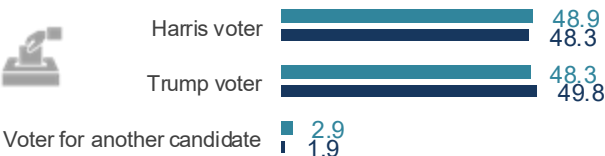
HISPANIC ORIGIN/CULTURE (U.S. Population Estimates – 2023 (18+))



ANNUAL HOUSEHOLD INCOME LEVEL (American Community Survey - 2023)




VOTE IN THE 2024 PRESIDENTIAL ELECTION (State Elections Offices)



HOW THE FRENCH AND AMERICANS VIEW DONALD TRUMP'S IMPERIALIST AGENDA IN NORTH AMERICA.

Q: Are you in favor of or opposed to the United-States... ?

Base: all Americans aged 18 and over (1225)/ French aged 18 and over (1000)





FOCUS on the profile of French citizens who support the annexation of Greenland



Reading note: 10% of RN supporters are in favor of annexing Greenland

MOYENNE **5**

Sex of the interviewee



Hommes **7**
Femmes **3**

Age



18 à 24 ans **10**
25 à 34 ans **12**
35 à 49 ans **4**
50 à 64 ans **2**
65 ans et plus **2**

Level of Education



2e et 3e cycle du supérieur **2**
1er cycle du supérieur **4**
Baccalauréat **8**
CAP / BEP **6**
Sans diplôme / CEP / BEPC **3**

Occupation



Cadres et profession intel. sup. **5**
Professions intermédiaires **3**
Employé(e)s **8**
Ouvrier(e)s **7**

Professions/Employment



Dirigeants d'entreprise **14**
Salar. du secteur privé **3**
Salar. du secteur public **10**
Chômeurs/ses **3**

Monthly household income level



Catégorie aisée (> 2 465 €) **7**
Classe moy. sup. (1 862 - 2 466 €) **1**
Classe moy. inf. (1 317 - 1 863 €) **3**
Cat. modeste (893 - 1 318 €) **6**
Cat. pauvre (< 894 €) **12**

Ideological positioning



A l'extrême-gauche (*) **7**
A gauche **3**
Au centre-gauche **7**
Au centre-droit **3**
A droite **3**
A l'extrême-droite **11**

Current partisan proximity



Symp. LFI **2**
Symp. G·s - Les Écolo. **0**
Symp. PP - PS **5**
Symp. REN. **1**
Symp. LR **4**
Symp. RN **10**

Vote in the presidential election (1st round - 2022)



Elect. Mélenchon **5**
Elect. Macron **6**
Elect. Pécresse **2**
Elect. Le Pen **8**

Voting in the legislative elections (1st round - 2024)



Elect. NFP **5**
Elect. REN. & alliés **3**
Elect. LR-DVD **3**
Elect. RN & alliés **9**

Religion



SANS RELIGION **6**
CATHOLIQUES **3**
Catho. non pratiquant(es) **2**
Catho. pratiquant(es) **13**
AUTRES RELIGIONS **12**

Generation

Moins de 35 ans **11**
De 35 ans à 64 ans **3**
65 ans et plus **2**

Political proximity

GAUCHES **3**
MAJORITE PRESIDENTIELLE **4**
DROITES ET EXTREME DROITE **9**
Sans sympathie partisane **2**

Region

Île-de-France **7**
Province **4**

Agglomeration category



Agglomération parisienne **8**
Com. urbaine de province **5**
Commune rurale **3**

Security System Preference

Défense européenne indépendante **5**
Défense commune Europe-USA **5**

Preference between free trade and protectionism

Libre-échange **7**
Protectionnisme **4**



FOCUS at the profile of Americans who support the annexation of Greenland.



Reading note: 54% of Americans who identify as very conservative support the annexation of Greenland.

AVERAGE **22**

Sex of the interviewee



Men **26**

Women **18**

Age



18 to 24 years old **22**

25 to 34 years old **20**

35 to 49 years old **28**

50 to 64 years old **21**

65 years and over **18**

Level of Education



Graduate/Postgraduate degree **33**

Undergraduate degree **21**

High School graduate **15**

Below High School Diploma / No.. **12**

Occupation



Active population **25**

Higher socio-professional category **31**

Lower socio-professional category **21**

Inactive population **17**

Annual household income level



\$100,000 or more **29**

\$50,000 to less than \$100,000 **18**

\$25,000 to less than \$50,000 **19**

Under \$25,000 **15**

Region



North East **20**

Midwest **22**

South **23**

West **22**

States bordering Canada

Bordering states **23**

Other states **22**

Race

Whites **23**

...non-hispanic whites **24**

...Hispanics whites **19**

Blacks only **21**

Asians only **19**

Mixed or others races **13**

Religion



Christians **26**

... Protestants **24**

... Catholics **28**

Other religions **36**

Non-believers **10**

Not believing in anything in.. **15**

Atheists / Agnostics **4**

Relation to religion

Believer and religious **31**

Believer and non religious **15**



Convinced Atheists **10**

Vote in the 2024 Presidential election



Harris voter **10**

Trump voter **38**

Voter for another candidate **6**

Partisan proximity



Democrats **12**

Libertarians (*) **22**

Republicans **38**

Symp. Others parties **24**

Self-positioning



Very liberal **28**

Somewhat liberal **11**

Moderate **17**

Somewhat conservative **24**

Very Conservative **54**

Support for Ukraine by one's country



Agree **21**

Disagree **31**

Sense of being patriotic



Very patriotic **26**

Somewhat patriotic **32**

Not patriotic **15**

Partisan proximity and self-positioning

REPUBLICANS **38**

... including conservatives **37**

... including moderates **33**

DEMOCRATS **12**

... including moderates **9**

... including progressives **11**

Opinion on economic policy

Free-traders **21**

Protectionists **40**

Sex and age of the interviewee

Men under 35 years old **30**

Women under 35 years old **13**

Men over 35 years old **25**

Women over 35 years old **19**



FOCUS at the profile of Americans who support the annexation of Canada



Reading note: 39% of Americans who identify as very conservative support the annexation of Canada.

AVERAGE **19**

Sex of the interviewee



Men **23**

Women **15**

Age



18 to 24 years old **23**

25 to 34 years old **23**

35 to 49 years old **27**

50 to 64 years old **15**

65 years and over **9**

Level of Education



Graduate/Postgraduate degree **26**

Undergraduate degree **17**

High School graduate **18**

Below High School Diploma / No diploma **20**

Occupation

Active population **25**

Higher socio-professional category **28**

Lower socio-professional category **22**

Inactive population **10**

Annual household income level

\$100,000 or more **24**

\$50,000 to less than \$100,000 **15**

\$25,000 to less than \$50,000 **20**

Under \$25,000 **13**

Region

North East **19**

Midwest **19**

South **20**

West **18**

States bordering Canada

Bordering states **20**

Other states **19**

Race

Whites **19**

...non-hispanic whites **18**

Hispanics whites **22**

Blacks only **22**

Asians only **23**

Mixed or others races **2**

Religion

Christians **21**

... Protestants **18**

... Catholics **25**

Other religions **30**

Non-believers **11**

Not believing in anything in particular **16**

Atheists / Agnostics **4**

Relation to religion

Believer and religious **28**

Believer and non religious **11**

Convinced Atheists **8**

Vote in the 2024 Presidential election

Harris voter **10**

Trump voter **30**

Voter for another candidate **8**

Partisan proximity

Democrats **14**

Libertarians (*) **15**

Republicans **28**

Symp. Others parties **21**

Self-positioning

Very liberal **28**

Somewhat liberal **15**

Moderate **17**

Somewhat conservative **13**

Very Conservative **39**

Support for Ukraine by one's country

Agree **19**

Disagree **24**

Sense of being patriotic

Very patriotic **21**

Somewhat patriotic **25**

Not patriotic **14**

Partisan proximity and self-positioning

REPUBLICANS **28**

... including conservatives **23**

... including moderates **28**

DEMOCRATS **14**

... including moderates **10**

... including progressives **13**

Opinion on economic policy

Free-traders **18**

Protectionists **31**

Sex and age of the interviewee

Men under 35 years old **33**

Women under 35 years old **15**

Men over 35 years old **19**

Women over 35 years old **15**

SUPPORT AMONG AMERICANS AND FRENCH CITIZENS FOR HOW DONALD TRUMP'S IMPERIALIST PROJECTS ARE CARRIED OUT.

Q: And are you in favor of or opposed to the United-States using... ?


Base: all Americans (1225) / French (1000) aged 18 and over

Responses from...




Proportion of people **OPPOSED**...


Proportion of people **IN FAVOR**...



... military force to annex **Greenland**



... economic pressure to annex **Canada**



... military force to take control of the **Panama Canal**



... condition military aid to Ukraine on access to its mineral resources



THE WILLINGNESS OF THE FRENCH TO OPPOSE DONALD TRUMP'S IMPERIALIST AMBITIONS BY FORCE

Q: Do you think that if the United States attempts to take control of the following territories, we should stop them, if necessary, by force?

Base: all French people (1000) aged 18 and over



Proportion of French people who believe
they should stop the United States...



■ Yes

■ No

■ DK/NA



... to **annex Canada**

44

31

25



... to **annex Greenland**

43

31

26



... to **take control of the Panama Canal**

34

38

28

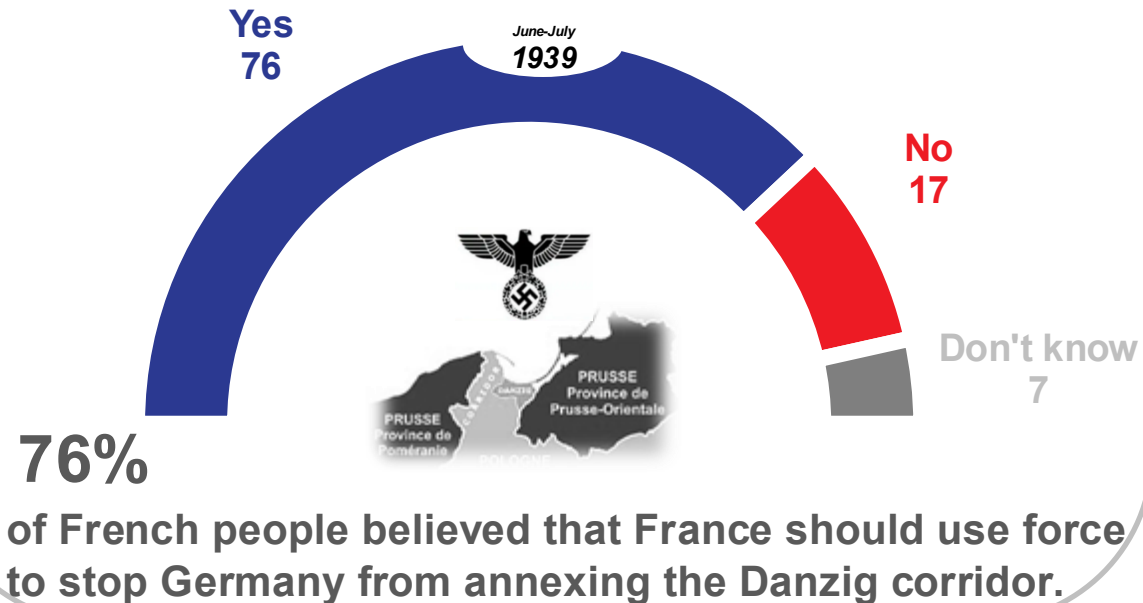
Reading note: 44% of French people believe that France should use force to stop the United States if it tries to annex Canada.

FRENCH WILLINGNESS TO USE FORCE TO OPPOSE THE ANNEXATION OF GREENLAND, compared to Germany's 1939 plan to annex the Danzig corridor.



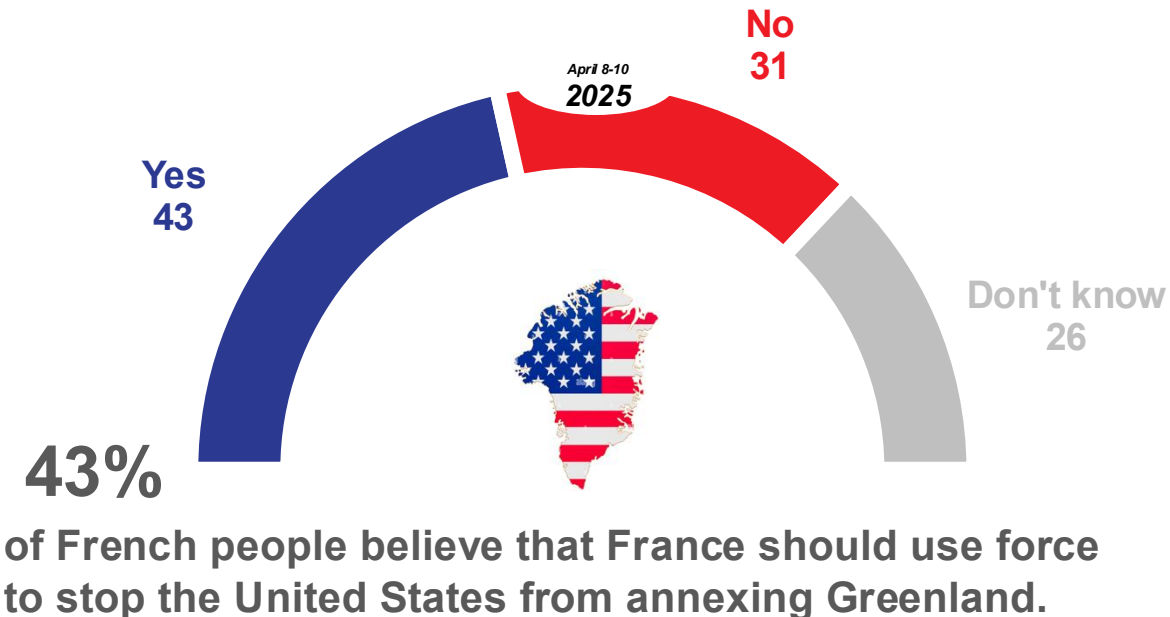
French responses regarding the German plan to annex the Danzig Corridor (1939)*

Do you think that if Germany attempts to seize the city of Danzig, we should stop them, if necessary, by force ?



French responses regarding the American plan to annex Greenland (2025)

Do you think that if the USA attempt to seize Greenland, we should stop them, if necessary, by force?



FOCUS at the profile of French people who believe force should be used to prevent the annexation of...



Canada —
Greenland ▨

Only 32% of RN (National Rally) supporters believe that France should stop the U.S. from annexing Canada, even if it means using force.

AVERAGE — 44
▨ 43

Sex of the interviewee



Men — 49
▨ 48
Women — 40
▨ 39

Age



18 to 24 years old — 44
▨ 32
25 to 34 years old — 46
▨ 43
35 to 49 years old — 38
▨ 42
50 to 64 years old — 43
▨ 46
65 years and over — 49
▨ 46

Level of Education



Graduate/Postgraduate degree — 57
▨ 58
Undergraduate degree — 48
▨ 43
High School graduate — 42
▨ 43
Technical education certificate — 37
▨ 39
Below High School Diploma / No... — 42
▨ 39

Occupation



Executives and professionals — 55
▨ 56
Middle management — 47
▨ 46
Office/clerical workers — 33
▨ 34
Manual laborers — 32
▨ 41

Professions/Employment



Business owners/executives — 39
▨ 35
Private sector employees — 40
▨ 42
Public sector/government employees — 43
▨ 45
Unemployed — 51
▨ 42

Monthly household income level

Upper income (> 2 465 €) — 55
▨ 53
Upper-middle income (1 862 - 2 466 €) — 52
▨ 46
Lower-middle income (1 317 - 1 863 €) — 45
▨ 47
Modest income (893 - 1 318 €) — 45
▨ 45
Low income (< 894 €) — 34
▨ 32

Ideological positioning



Far-left — 61
▨ 49
Left-wing — 49
▨ 48
Center-left — 50
▨ 49
Center-right — 44
▨ 41
Right-wing — 39
▨ 41
Far-right — 27
▨ 31

Current partisan proximity



Supporters of LFI (La France Insoumise) — 65
▨ 54
Supporters of The Greens -... — 58
▨ 56
Supporters of PP - Socialist Party — 45
▨ 50
Supporters of Renaissance — 78
▨ 76
Supporters of The Republicans (LR) — 56
▨ 45
Supporters of National Rally (RN) — 32
▨ 36

Vote in the presidential election (1st round - 2022)



Mélenchon voters — 56
▨ 57
Macron voters — 54
▨ 50
Pécresse voters — 47
▨ 45
Le Pen voters — 32
▨ 32

Voting in the legislative elections (1st round - 2024)



NFP voters — 64
▨ 58
REN. & allies voters — 58
▨ 58
LR-DVD voters — 66
▨ 54
RN & allies voters — 32
▨ 35

Religion



Non-religious — 46
▨ 47
Catholics — 44
▨ 41
Non-practicing Catholics — 43
▨ 41
Practicing Catholics — 48
▨ 45
Others religions — 48
▨ 52

Generation

Less than 35 years old — 45
▨ 39
35 to 64 years old — 41
▨ 44
65 years and over — 49
▨ 46

Political proximity

Left-wing parties — 58
▨ 54
Presidential majority — 69
▨ 67
Right-wing and far-right parties — 39
▨ 39
No partisan sympathy — 32
▨ 31

Region

Île-de-France — 49
▨ 49
Regions — 43
▨ 42

Agglomeration category



Paris metropolitan area — 50
▨ 51
Provincial urban community — 42
▨ 42
Rural commune — 45
▨ 42

Security System Preference

Independent European defense — 55
▨ 55
Europe-US shared defense — 40
▨ 38

Preference between free trade and protectionism

Free-traders — 49
▨ 48
Protectionists — 50
▨ 50